

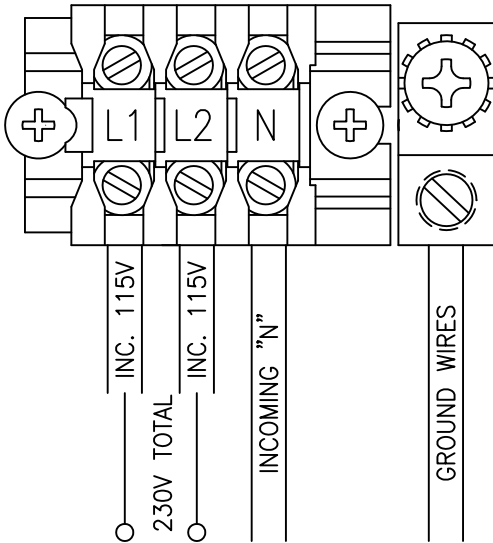
TIGHTENING TORQUE FOR TERMINAL BLOCK IS 8 in-lbs.

MODEL NO.

SSTD2B

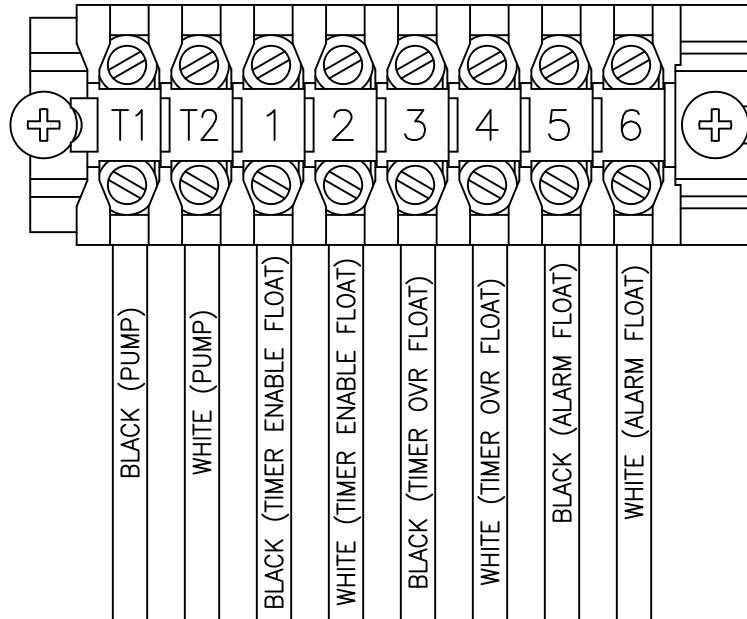
INCOMING POWER CONNECTIONS

PAGE
1



CONNECTION DIAGRAM TIME DOSE CONTROL PANEL USING 230V-1PH

PUMP & FLOAT CONNECTIONS



ALL INFORMATION CONTAINED IN THIS DRAWING IS CONFIDENTIAL AND PROPRIETARY TO SEPTIC PRODUCTS INC.



Septic Products Inc.

CHANGES		TOLERANCES		DRAWN BY		DATE	
F		DECIMALS .xxx = ±.005 .xx = ±.010 FRACTIONAL x/x = ±.1/64 ANGLES x° = ±1/2°		D. MIDDLETON		01/20/04	
E				MATERIAL SPECIFICATION: AS NOTED			
D							
C							
B							
A						SCALE: FULL	
						PART NO. 50A802	

POWER CONNECTION DIAGRAM

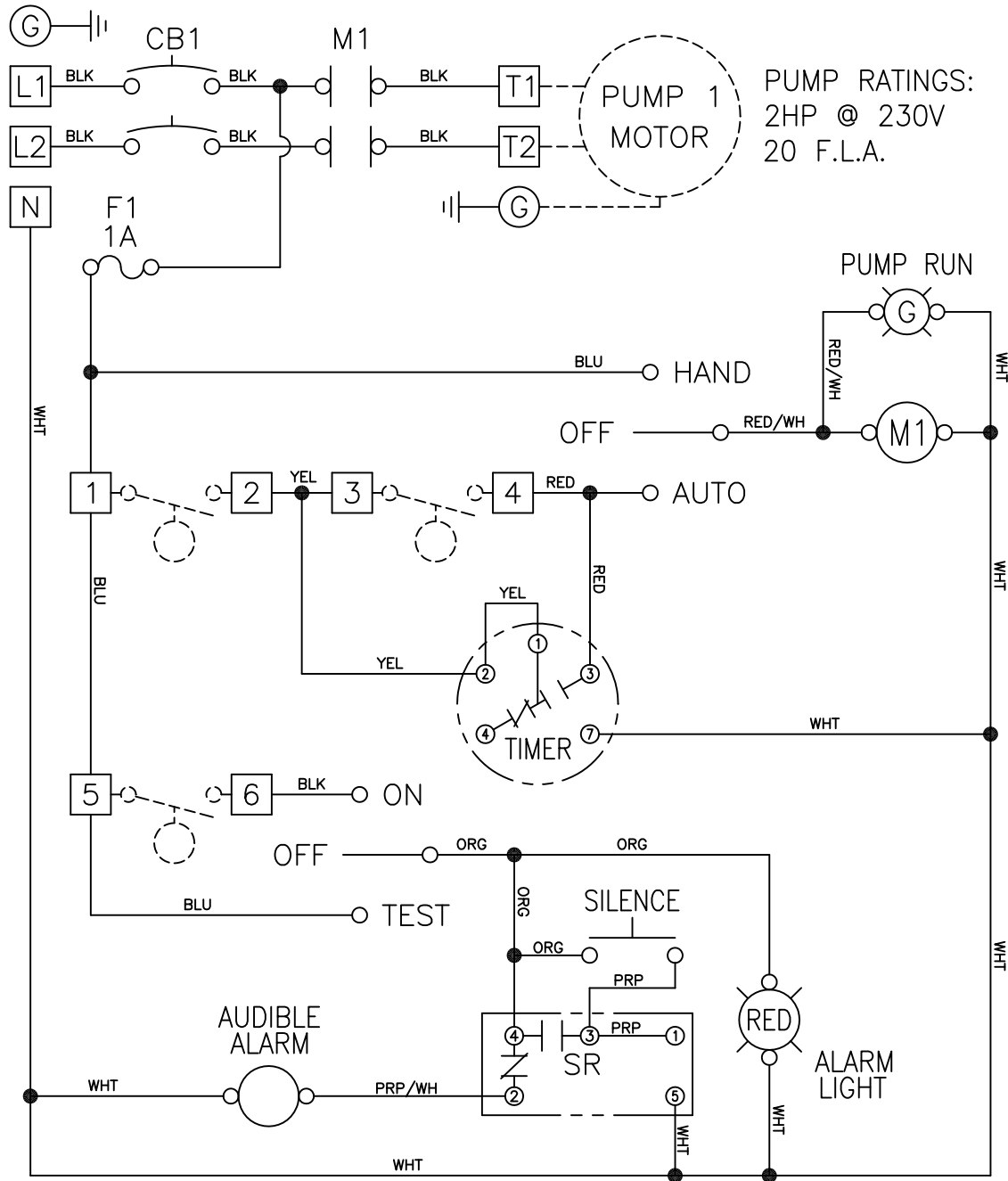
POWER CIRCUIT
230V - 1PH

NOTE: PUMP MOTOR MUST HAVE
INTERNAL OVERLOAD PROTECTION.

MODEL NO.

SSTD2B

PAGE
2



PUMP RATINGS:
2HP @ 230V
20 F.L.A.

NOTES: FLOAT SWITCH TO BE RATED 2 AMP AT 120V MINIMUM.
MAIN PANEL DISCONNECT MUST BE PROVIDED BY INSTALLER.
DASHED LINES INDICATE ITEMS NOT CONTAINED IN THE PANEL.
FIELD WIRING MUST BE A MINIMUM OF 60°C COPPER WIRE.
TO PRESERVE ENVIRONMENTAL RATING OF PANEL, USE FITTINGS
AND HUBS WITH SAME ENVIRONMENTAL RATING AS ENCLOSURE



Wastewater Technologies

CHANGES	TOLERANCES	DRAWN BY	DATE	SIMPLEX TIME DOSE SCHEMATIC	
F	DECIMALS	D. MIDDLETON	06/20/04	SCALE:	PART NO.
E	.XXX = ±.005	MATERIAL SPECIFICATION:		FULL	50A802
D	.XX = ±.010				
C	FRACTIONAL	AS NOTED			
B	X/X = ±.1/64				
A	ANGLES				
	X' = ±1/2'				